




MAZDA CX-60



Mazda Showroom & Service Centre: 5 Ubi Close, Singapore 408605. Sales Tel: 6395 8888 | Service Tel: 6395 8899
Mazda Showroom & Service Centre: 23 Leng Kee Road, Singapore 159095. Sales Tel: 6603 6118 | Service Tel: 6603 6128
For more information, please visit www.mazda.com.sg. For corporate sales, please contact us at corporatesales@mazda.com.sg
For leasing options, please contact us at leasing@eurokars.com.sg or 6908 8000

TE - Jan 2025

A white Mazda SUV is parked in a forest. The car is positioned in the center-right of the frame, facing right. The background is filled with trees and foliage, with some leaves showing autumn colors like orange and red. The foreground is dominated by a large, out-of-focus bush with green and yellow leaves. The overall lighting is soft and natural, suggesting a daytime setting in a wooded area.

We believe in the power of human potential;
creativity, imagination and the amazing things
we're all capable of when we're inspired.

We believe in taking the unconventional road
and going the extra mile to do work that inspires.

We believe in artisans, designers, engineers and ambassadors
who pour human energy into their work.

We believe in the power of cars to move human emotions.
To awaken senses, heighten reflexes, make pulses race.

We believe the joy of being alive comes from
what we discover on our journey,
and the inspiration we find in every mile.

MAZDA MAKES YOU FEEL ALIVE.






All pictures shown in this brochure are for illustration purposes only. Specifications and features may differ. Please refer to our sales consultant or the specification sheets for actual details



PASSION FOR DRIVING



All pictures shown in this brochure are for illustration purposes only. Specifications and features may differ. Please refer to our sales consultant or the specification sheets for actual details



ENERGIZES AND INSPIRES CONFIDENCE

All pictures shown in this brochure are for illustration purposes only. Specifications and features may differ. Please refer to our sales consultant or the specification sheets for actual details

LESS IS MORE






BUILT TO RESPOND

ALL-NEW SCALABLE PLATFORM WITH LONGITUDINAL ENGINE

Mazda's design philosophy of Jinba-ittai, which refers to "horse and rider as one", prioritizes the seamless integration between driver and car. This lends a pleasurable driving experience that you'll find in full measure in the CX-60. Engineered for an exhilarating response, CX-60's in-line four-cylinder engine and front-engine rear-wheel-drive (FR) layout is the debut of the longitudinal version of our Skyactiv Multi-Solution Scalable Architecture platform. This all-new platform also accommodates both four- and six-cylinder longitudinal engines of any capacity, as well as diverse electrification technologies such as our mild hybrid system. Its design direction was borne from our unique Skyactiv-Vehicle Architecture, assuring that CX-60 works with the human body's inherent ability to maintain balance while in motion to place you in full command of the greater power of our newly-developed engine. This allows you to comfortably maintain a relaxed, well-balanced posture even as you experience the pleasure of controlling G forces in various driving situations.

Meticulously designed seats also help support the pelvis and preserve balance, enhancing your feeling of being one with CX-60.





BALANCE OF POWER

CX-60 offers an in-line four-cylinder petrol Skyactiv G, allowing you to enjoy a superior combination of high output and high efficiency. This high-efficiency 2.5-litre direct-injection petrol engine benefits from Mazda's uniquely innovative technology to deliver stirring response along with excellent fuel economy, providing a genuinely satisfying drive even when quick acceleration is required such as during overtaking or pulling away from a standstill. Mated with an eight-speed automatic transmission featuring a clutch instead of a torque converter, this results to a more direct transfer of the engine's torque to provide fast, positive shifting similar to a manual gearbox, more perfectly embodying Mazda's Jinba-ittai driving philosophy.

SKYACTIV-G 2.5

Maximum Power: 191PS/6,000rpm

Maximum Torque: 261Nm/3,500rpm

*Fuel Consumption (combined): 7.8L/100km

Vehicle Emission Scheme (VES) Band: C1

**Figures are based on WLTP standards*



POISED TO PERFORM



KINEMATIC POSTURE CONTROL (KPC)

At the front, a double-wishbone suspension system, optimally designed to take advantage of the extra space afforded by the longitudinal powertrain layout. At the rear, a multi-link setup. And now our newly developed Kinematic Posture Control (KPC) is introduced to leverage the inherent strengths of this suspension system to achieve smoother body movement in everyday driving, and suppress body roll during high-speed cornering. CX-60's rear suspension is specifically designed to oppose lift and draw the body down towards the road when the driver brakes. KPC capitalizes on this by slightly applying brake force on the inside rear wheel, especially during high speed turns, to mitigate roll and keep CX-60 reassuringly flat and stable through the curves. In addition, KPC monitors the difference in rotational speed between the rear wheels to calculate actual cornering performance in real time, using this information to maintain linear body movement and stabilize CX-60's posture. KPC's effect is particularly noticeable in tight bends and over rough surfaces, controlling body roll and making the vehicle feel more firmly planted to provide a smooth, confidence-inspiring ride for driver and passengers alike.



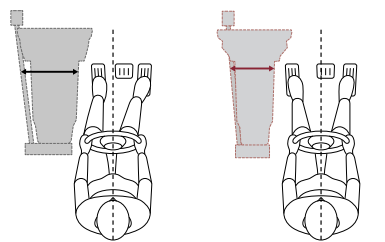
All pictures shown in this brochure are for illustration purposes only. Specs and features may differ with each model variant. Please refer to our sales consultant or the specification sheet for actual details.

ALL ABOUT YOU

DRIVING POSITION

Sit upright in the driver's seat, extend your legs, and the pedals fall naturally beneath your feet. This is where Mazda's ideal driving position begins. And CX-60 maintains this, along with an optimum accelerator pedal design and all the other carefully considered human-centric cockpit design features that are typical of Mazda.

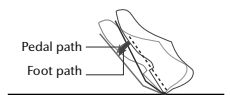
Ample pedal space for the ideal driving position



Conventional pedal layout
Unbalanced, uncomfortable
body posture

Mazda pedal layout
Balanced, comfortable
posture with legs
extended naturally

Organ-type accelerator pedal




The pedal revolves around a fixed pivot point close to where the heel rests on the floor, allowing the foot and pedal to move in a coordinated motion and relieving stress on the lower leg muscles.



All pictures shown in this brochure are for illustration purposes only. Specifications and features may differ. Please refer to our sales consultant or the specification sheets for actual details.

HUMAN-MACHINE INTERFACE (HMI)


Enhanced visibility and at-a-glance readability: that's what CX-60's new HMI gives you. Both the large meter cluster and the centre display feature 12.3-inch TFT LCD screens to provide greater contrast and better legibility. Essential vehicle information is shown in the meter cluster just in front of you while the Active Driving Display on the windscreen puts constantly changing high-priority information close to your line of sight. Information related to entertainment and convenience is provided in the centre display mounted high on the dashboard.



THE SOUND OF SATISFACTION

ADVANCED ACOUSTIC ENVIRONMENT

A supremely quiet cabin is the essential backdrop to top quality in-car audio. CX-60's rigid body structure helps achieve that, suppressing intrusion of unwanted noise and vibration through extensive sound insulation and NVH measures. With this as its foundation, our unique Mazda Harmonic Acoustics audio initiative creates a breathtaking audio experience for everybody in the vehicle. Innovative cabin design allowed large 4.8-litre woofer enclosures in the front side cowls to pump out more authoritative bass with greater dynamic range. The exclusive amplifier features multiple audiophile technologies working synergistically to deliver detailed, high quality sound with more of the subtle nuances of music. And Master Sound Revive Noise Reduction (MSR NR), making its debut in a car audio system, does exactly what the name says by drastically reducing the low-level noise that can muddy sound to bring you a high quality audio experience closer to the artist's intention. In total, CX-60 provides unprecedented listening pleasure to everybody no matter where they are seated.



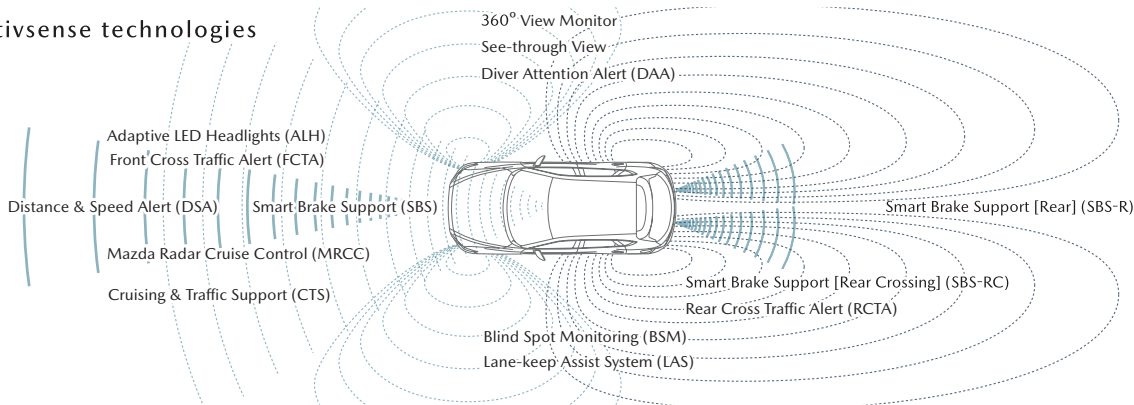
Twelve-speaker system



MAZDA PROACTIVE SAFETY

True driving pleasure requires more than just vehicle response and performance. It also demands the peace of mind that comes with feeling safe, secure and in control. In line with our human-centred design philosophy, Mazda Proactive Safety is engineered around you, the driver, to support you in anticipating and assessing your driving environment moment by moment, helping you to recognize and avoid danger beforehand rather than react after a hazardous situation has developed. i-Activsense with its full spectrum of remote sensing devices provides continuous 360° monitoring around the vehicle and alerts you to potential threats. And when necessary, its advanced autonomous control/brake systems assist in staying out of harm's way.

i-Activsense technologies



Notes: i-Activsense safety features are not a substitute for safe and attentive driving. There are limitations to the range and detection of the systems. Availability of safety equipment/features varies according to model variant. Please consult our sales consultants or refer to the specification sheets for actual details.

CENTRED ON SAFETY




EXTERIOR AND INTERIOR COLOURS

BODY COLOURS



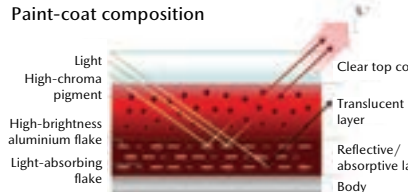
Soul Red Crystal Metallic (46V)



Machine Grey Metallic (46G)



Rhodium White Metallic (51K)



Paint-coat composition

TAKUMI-NURI

Mazda's unique painting technology Takumi-Nuri (*takumi*: master craftsman, *nuri*: painting), with its unprecedented combination of colour, highlights, shade and depth, further emphasizes the sheer beauty and quality of the dynamic body shape. The lineup includes three Takumi-Nuri body colours: Soul Red Crystal Metallic, Machine Grey Metallic and Rhodium White Metallic.




Platinum Quartz Metallic (47S)



Sonic Silver Metallic (45P)



Deep Crystal Blue Mica (42M)



Jet Black Mica (41W)



Arctic White (A4D)

SEAT MATERIALS



Leather, Black

EQUIPMENT



The large panoramic sunroof provides an expansive top view and brings light to the entire cabin, delivering an open, airy feel to passengers in the front and rear alike.



Jointly developed with Bose®, CX-60's audio system features 12 speakers for powerful, clearly defined sound. The unique Centerpoint2 surround system delivers a superbly focused, three-dimensional sonic image even from stereo sources, while AUDIOPILOT2 monitors ambient noise levels and automatically adjusts audio volume.



The centre console tray includes a Qi wireless charger* to enable charging of compatible smartphones and other devices placed on it when the engine is running.

*Warning: Radio waves emitted by the wireless charger may affect implantable medical devices such as cardiac pacemakers and cardioverter defibrillators. Please consult our sales consultants or refer to the specification sheets for actual details.



Ventilation outlets with louvers at the back of the large front centre console provide independently adjustable airflow to passengers in the rear.



With the advanced key in your pocket or bag, a quick kick beneath the sensor located under the rear bumper lets you open and close the power liftgate, a convenient feature when your hands are full or when you don't want to touch the car because it is wet or muddy.